

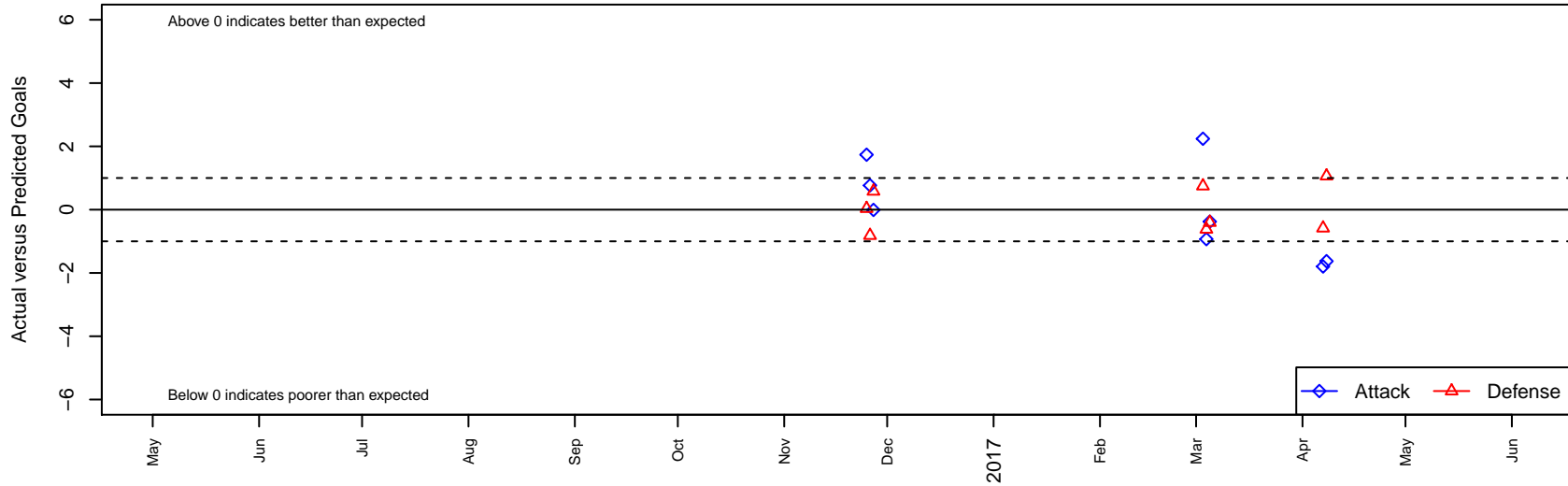
Las Vegas Sports Academy Red B02

, NV
B02 total strength=1842
attack=35.93 defense=38.25

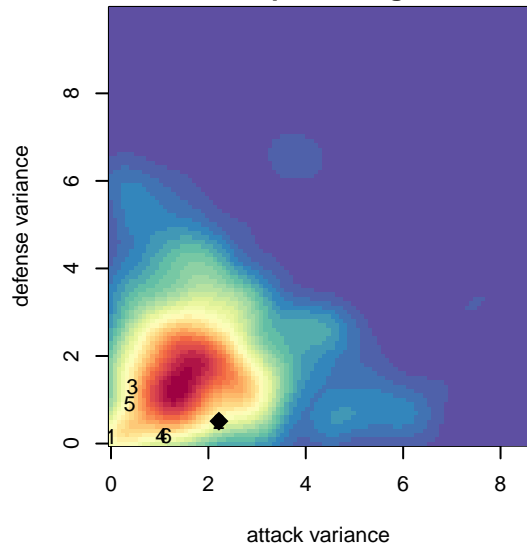
alt names used:
LVSA '02 BOYS RED

Venues played:
2016 FWRL Desert 2002 U15

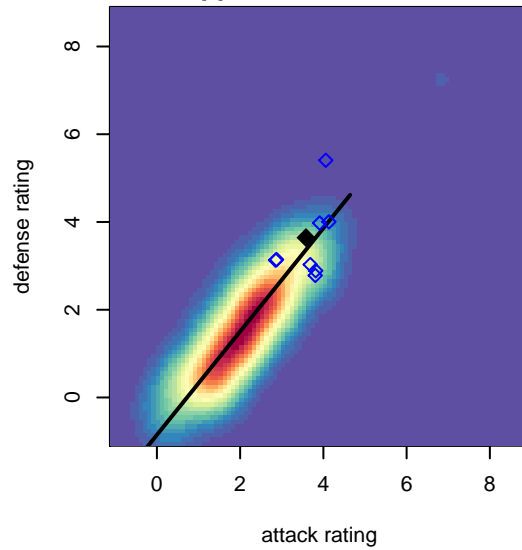
Las Vegas Sports Academy Red B02
Dots are actual minus expected GF (blue circles) and GA (red triangles).
Blue line is smoothed change in attack strength. Red is smoothed change in defense strength.



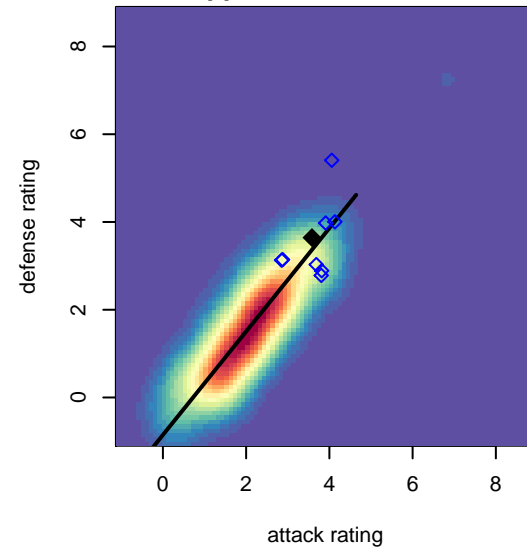
**attack and defense variance (black dot)
relative to other teams
and top 10 in region**



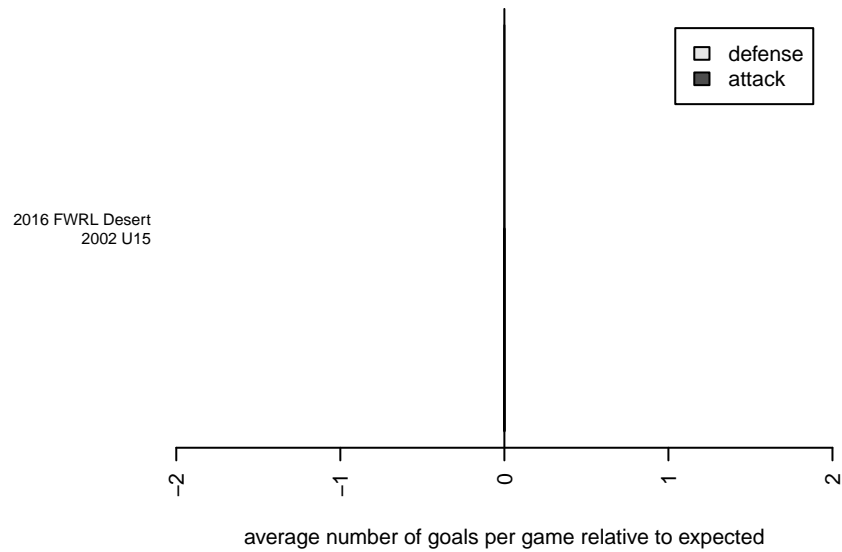
**attack and defense rating
relative to others at age
and all opponents in last 13 months**



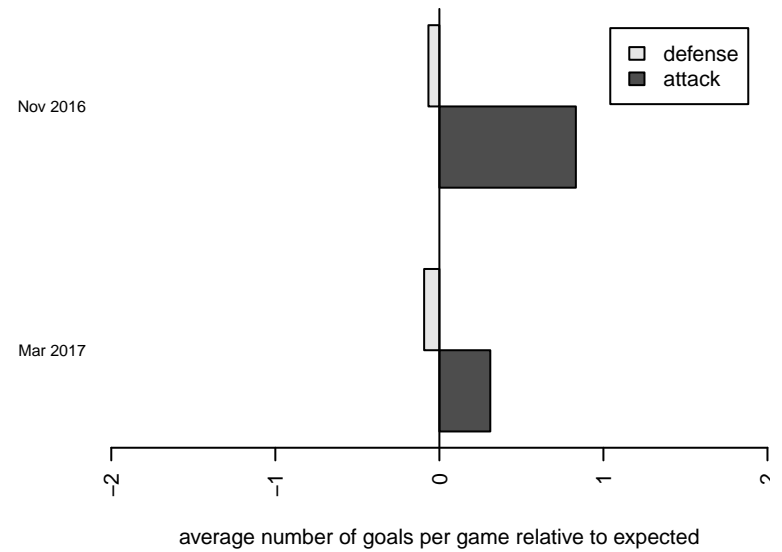
**attack and defense rating
relative to others at age
and all opponents in last 13 months**



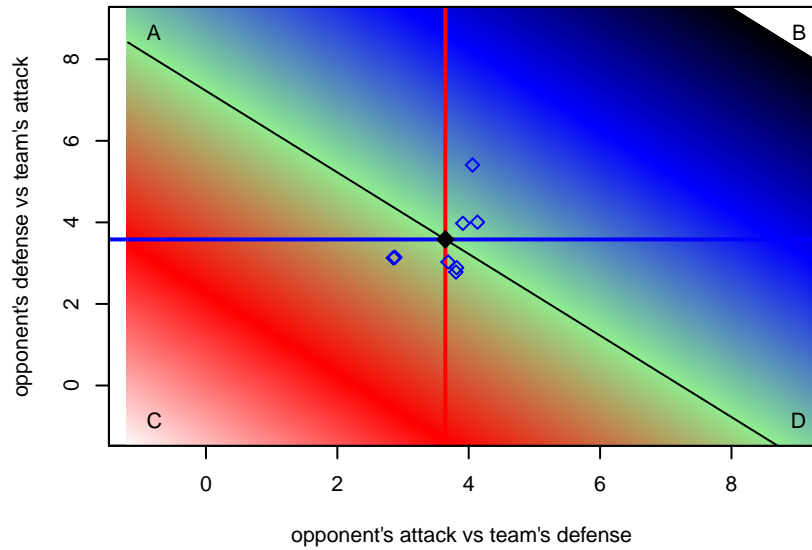
Performance relative to 13 month average



Performance relative to 13 month average



Distribution of opponents
 Red = Lose zone, Blue = Win zone, Green = Even
 Black line separates win/lose zones



lot. A=Neither has attack advantage, B=Opponent has both attack and defense advantage, C=Opponent has both attack and defense disadvantage, D=Both have

date	home		away		venue	pred.home	pred.away
2017-04-08	NM Rush B02	0	Las Vegas Sports Academy Red B02	1	2016 FWRL Desert 2002 U15	1.06	2.63
2017-04-07	Las Vegas Sports Academy Red B02	0	Rio Rapids SC B02	1	2016 FWRL Desert 2002 U15	1.80	0.42
2017-03-05	Tuzos Leon B02	2	Las Vegas Sports Academy Red B02	0	2016 FWRL Desert 2002 U15	1.59	0.38
2017-03-04	Las Vegas Sports Academy Red B02	0	La Roca Futbol Club Premier TJ B02	2	2016 FWRL Desert 2002 U15	0.93	1.38
2017-03-03	Las Vegas Sports Academy Red B02	4	Sereno Southeast Chelsea White B02	0	2016 FWRL Desert 2002 U15	1.76	0.75
2016-11-27	Las Vegas Sports Academy Red B02	1	SC del Sol B02	1	2016 FWRL Desert 2002 U15	1.01	1.58
2016-11-26	Scottsdale Blackhawks B02	2	Las Vegas Sports Academy Red B02	3	2016 FWRL Desert 2002 U15	1.18	2.23
2016-11-25	Forza FC South B02	1	Las Vegas Sports Academy Red B02	4	2016 FWRL Desert 2002 U15	1.03	2.26